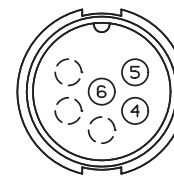


NOTES:

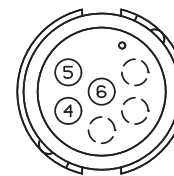
1. CUT C9 WHITE AND BROWN CONDUCTORS OFF AT BOTH ENDS.
2. CUT C172 YELLOW CONDUCTOR OFF AT BOTH ENDS.
3. CUT C172 BARE OFF ON 5/6 PIN FEMALE SIDE.

CONTACT END VIEW




3/6 PIN MALE
AIRMAR CONNECTOR

SOLDER LUG VIEW



CONTACT END VIEW



5/6 PIN FEMALE
AIRMAR CONNECTOR

SOLDER LUG VIEW

